


N 50, BUILT-IN OVEN, 60 X 60 CM,
GRAPHITE-GREY
B3ACE4HG0B



A



2 x combination grid, 1 x universal pan

Z11AB15A0 Baking tray, non-stick ceramic coated, Z11AU15A0 Universal pan, non-stick ceramic coated, Z11CR10X0 Baking and roasting grid (standard), Z11TI15X0 Cliprails, Z12CB10A0 Baking tray, enamelled, Z12CP10A0 Pizza pan, enamelled, Z12CU10A0 Multipurpose pan, enamelled, Z1365WX0 Wireless food thermometer, Z13CR10X0 Baking and roasting grid (steam), Z13CV05S0 Cover Strip, Z1608BX0 Full ext rails, level independent, Z1655CA0 Air Fry & Grill tray, Z1913X0 Baking Stone, Z19DD10X0 Steam set for ovens

Built-in Slide&Hide® oven with fixed handle - unrestricted access to the oven interior thanks to the fully retracting oven door

- ✓ Slide&Hide® – The fully retracting oven door.
- ✓ CircoTherm® – Smart hot-air solution that lets you bake on up to three levels at once.
- ✓ Eco Clean with Easy Clean - the duo that makes oven cleaning easier
- ✓ LCD-Display – simple, straightforward with large characters for clear reading
- ✓ Cliprails – Place dishes exactly where you want them in your oven.

Built-in / Free-standing: Built-in
Integrated Cleaning system: EcoClean programme, Hydrolytic
Min. required niche size for installation (HxWxD): 585-595 x 560-568 x 550 mm
Dimensions: 595x594x548 mm
Dimensions of the packed product (HxWxD): . 670 x 660 x 690 mm
Control Panel Material: Glass
Door Material: Glass
Net weight: 34.7 kg
Usable volume of cavity: 71 l
Cooking method: Full width grill, Hotair gentle, Hot Air, Conventional heat, Pizza setting, Bottom heat, Hot air grilling
Oven control: mechanical
Number of interior lights: 1
Length electrical supply cord: 120.0 cm
EAN code: 4242004263494
Number of cavities (2010/30/EC): 1
Energy efficiency rating: A
Energy consumption per cycle conventional (2010/30/EC): 1.04 kWh/cycle
Energy consumption per cycle forced air convection (2010/30/EC): 0.81 kWh/cycle
Energy efficiency index (2010/30/EC): 95.3 %
Connection Rating: 2990 W
Fuse protection: 13 A
Voltage: 220-240 V
Frequency: 50; 60 Hz
Plug type: no plug (electrical connection by electrician)
Included accessories: 2 x combination grid, 1 x universal pan



N 50, BUILT-IN OVEN, 60 X 60 CM,
GRAPHITE-GREY
B3ACE4HGOB

Features

- Oven with 7 PC heating methods: CircoTherm®, Top/bottom heat, Circo-roasting, Full surface grill, CircoTherm® intensive, Bottom heat, CircoTherm® gentle
- Temperature range 50 °C - 275 °C
- Cavity volume: 71 litre

Level independent telescopic rails

- 4 shelf positions
- 1 Clip rail, Stop function

Design

- Graphite-Grey Edition
- Elongated designed dials, Retractable control dials, Bevelled oval controls
- Cavity inner surface: enamel anthracite

Cleaning

- EcoClean Direct : back panel
- EasyClean
- Full glass inner door

Programmes/functions

- LCD Display (White)
- Electronic clock timer
- Heating up indicator
- Automatic start
- Slide&Hide® with fixed handle
- Bar handle
- Manual rapid heating up
- Interior halogen light
- Cooling fan
- Stainless-steel fan

Accessories

- 2 x combination grid, 1 x universal pan

Features

- Heat reflective glass
- Triple glazed door glazed CoolTouch door
- Control panel lock

Technical information

- 120 cm Cable length
- Nominal voltage: 220 - 240 V
- Total connected load electric: 2.99 KW
- Energy efficiency rating (acc. EU Nr. 65/2014): A
- Energy consumption per cycle in conventional mode: 1.04 kWh
- Energy consumption per cycle in fan-forced convection mode: 0.81 kWh
- Number of cavities: Main cavity Heat source: electrical Cavity volume: 71 litre

Performance/technical information

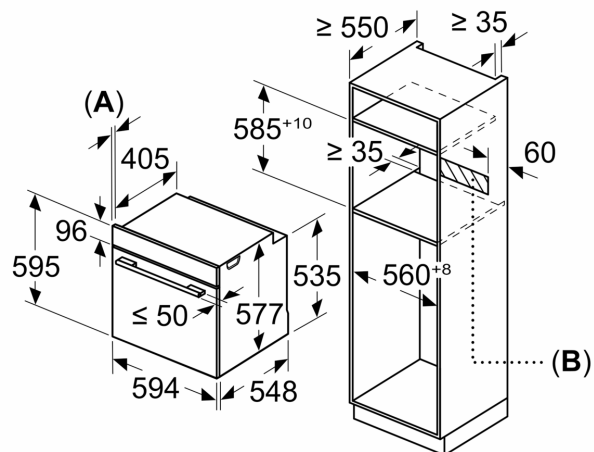
- Appliance dimension (hxwxh): 595 mm x 594 mm x 548 mm
- Niche dimension (hxwxh): 585 mm - 595 mm x 560 mm - 568 mm x 550 mm
- Please refer to the dimensions provided in the installation manual
- We recommend you to choose complementary products within N50, in order to assure an optimal design combination of your Built-In appliances.

N 50, BUILT-IN OVEN, 60 X 60 CM,
GRAPHITE-GREY
B3ACE4HGOB

If the appliance will be installed underneath a hob, the following worktop thicknesses (including substructure if necessary) must be taken into account.

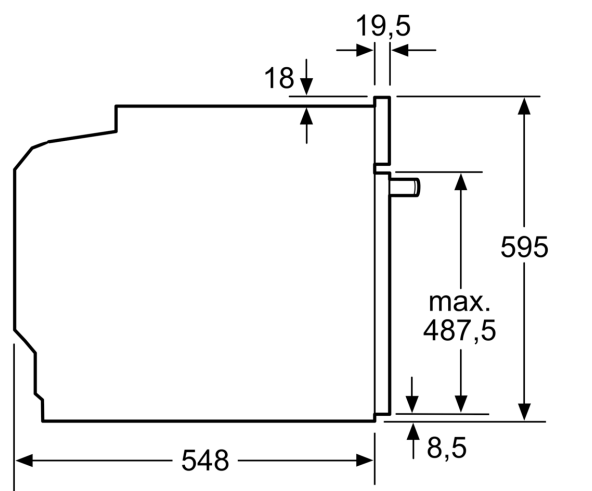
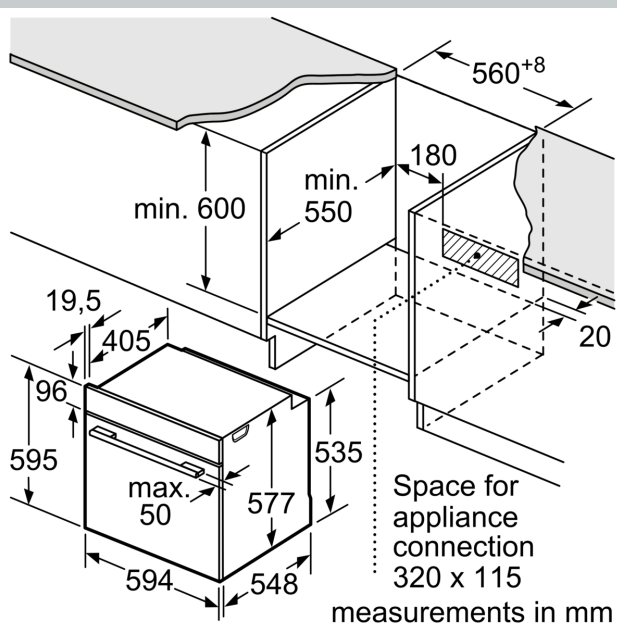
Hob type	min. worktop thickness	
	fitted	flush
Induction hob	37 mm	38 mm
Full surface Induction hob	47 mm	48 mm
Gas hob	30 mm	38 mm
Electric hob	27 mm	30 mm

Measurements in mm



A: 19.5 mm

B: Space for appliance connection 320 x 115 mm



measurements in mm

Installation with a hob.

