


*N 70, BUILT-IN COMPACT OVEN WITH
MICROWAVE FUNCTION, 60 X 45 CM, STAINLESS
STEEL
C24MR21N0B*



1 x combination grid, 1 x universal pan

Z11AB15A0 Baking tray, non-stick ceramic coated, Z11AU15A0 Universal pan, non-stick ceramic coated, Z11CR10X0 Baking and roasting grid (standard), Z11GU20X0 Glasspan, Z11SZ00X0 SeamlessCombination mounting kit, Z11SZ60X0 SeamlessCombination 45 + 14cm, Z11SZ90X0 SeamlessCombination 60 + 45cm, Z12CB10A0 Baking tray, enamelled, Z12CM10A0 Moussaka pan, enamelled, Z12CP10A0 Pizza pan, enamelled, Z12CU10A0 Multipurpose pan, enamelled, Z13CR10X0 Baking and roasting grid (steam), Z13CV05S0 Cover Strip, Z13CV06S0 Decor strip, Z1650BE0 Half tray, Z1655CA0 Air Fry & Grill tray, Z1913X0 Baking Stone

Compact built-in oven with microwave - to cook quickly and conveniently in a very small space. Home Connect for control via the App.

- ✓ 3.7-inch Full Touch TFT Display: intuitive navigation for easy use and complete control.
- ✓ Inverter Technology: gradual, even heating for your meals.
- ✓ Combined microwave and oven - the convenient solution to save space and time
- ✓ Easy Clean: provides fast, energy-saving oven cleaning.
- ✓ Soft Close with Soft Opening - the damping system cushions the door for gentle opening and closing

Type of micro-wave oven:MW-Combi
Type of control:Electronic
Dimensions: 455x596x548 mm
Cavity dimensions: 237 x 480 x 392 mm
Length electrical supply cord: 150.0 cm
Net weight: 32.8 kg
Gross weight: 35.1 kg
EAN code:4242004270386
Maximum micro-wave power:900 W
Connection Rating: 3600 W
Fuse protection:16 A
Voltage: 220-240 V
Frequency: 50 Hz
Plug type: no plug
(electrical connection by electrician)
Included accessories: 1 x combination grid, 1 x universal pan



N 70, BUILT-IN COMPACT OVEN WITH
MICROWAVE FUNCTION, 60 X 45 CM, STAINLESS
STEEL
C24MR21N0B

- Compact oven with microwave with 16 heating methods: Top/bottom heat, Full surface grill, Centre surface grill, Bottom heat, Dough proving, Plate warming, Conventional heat gentle, Circulating air, Microwave, Circulating air, Conventional heat, Full width grill, Half width grill, Hot air grilling
- Intelligent microwave inverter technology: For optimised results maximum output power will be regulated to 600 W when used in longer operation for gentler cooking.

- Please refer to the dimensions provided in the installation manual

Design

- Touch control
- Cavity inner surface: enamel anthracite

Features

- HomeConnect ready on WLAN
- Oven Assistant with Voice Control
- Control panel lock
- Automatic safety switch off Residual heat indicator Start button Door contact switch

Programmes/functions

- Temperature range 30 °C - 230 °C
- Max. Power: 900 W; 5 Microwave power settings (90 W, 180 W, 360 W, 600 W, boost) with Inverter (MW)
- LED light, On/off button
- Electronic clock timer
- Drop down door, SoftClose, soft opening
- Heat reflective glass
- Triple glazed door glazed CoolTouch door
- Temperature proposal
- Actual temperature display Heating up indicator
- cookControl Plus
- No
- Cooling fan
- Stainless-steel fan

Level independent telescopic rails

- 3 shelf positions

Cleaning

- EasyClean

Accessories

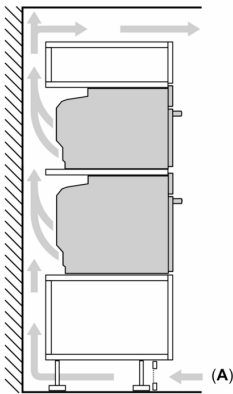
- 1 x combination grid, 1 x universal pan

Performance/technical information

- Power cord length 150 cm Cable length
- Nominal voltage: 220 - 240 V
- Total connected load electric: 3.6 KW
- Cavity volume: 45 litre
- Appliance dimension (h x w x d): 455 mm x 596 mm x 548 mm
- Niche dimension (h x w x d): 450 mm - 455 mm x 560 mm - 568 mm x 550 mm

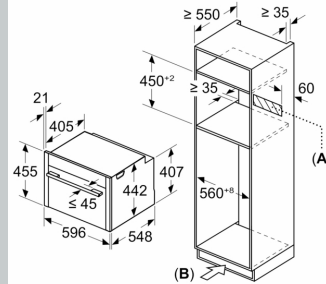
*N 70, BUILT-IN COMPACT OVEN WITH
MICROWAVE FUNCTION, 60 X 45 CM, STAINLESS
STEEL
C24MR21N0B*

Installing two appliances on top of each other
Air exchange



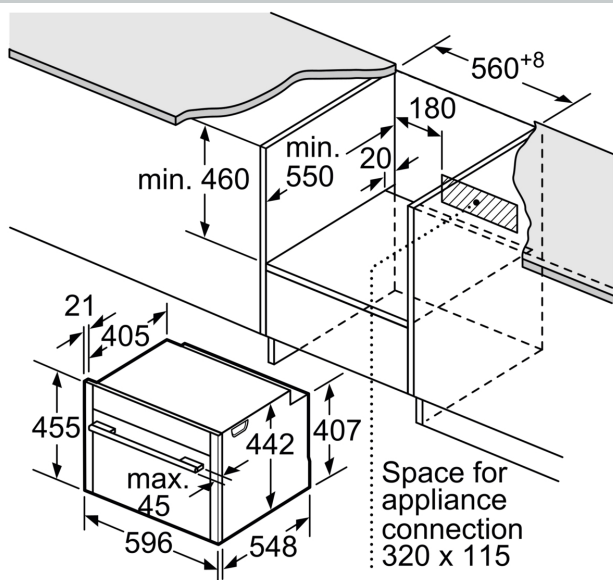
A: Air inlet $\geq 200 \text{ cm}^2$

Measurements in mm

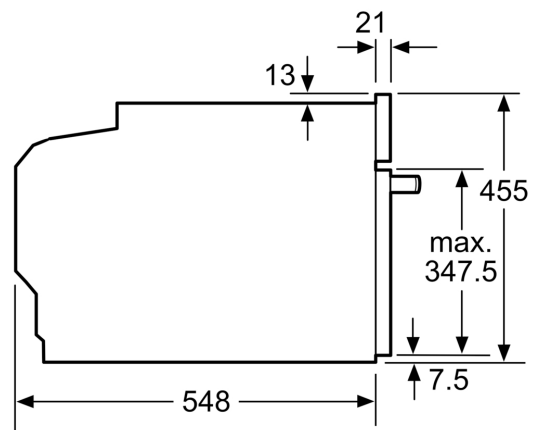


A: Space for appliance connection
320 x 115 mm

B: Ventilation space in the base $\geq 200 \text{ cm}^2$

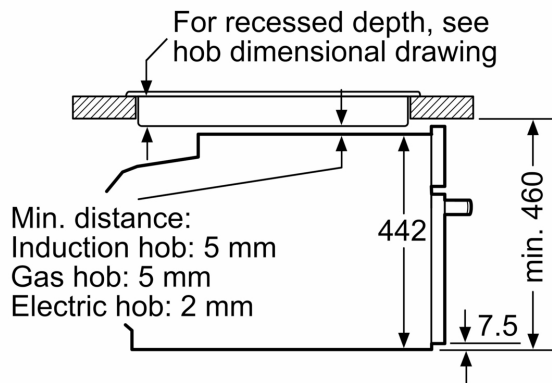


measurements in mm



measurements in mm

Installation with a hob.



measurements in mm

If the compact appliance will be installed underneath a hob, the following worktop thicknesses (including substructure if necessary) must be taken into account.

| Hob type | min. worktop thickness | |
|----------------------------|------------------------|-------|
| | fitted | flush |
| Induction hob | 42 mm | 43 mm |
| Full surface Induction hob | 52 mm | 53 mm |
| Gas hob | 32 mm | 43 mm |
| Electric hob | 32 mm | 35 mm |