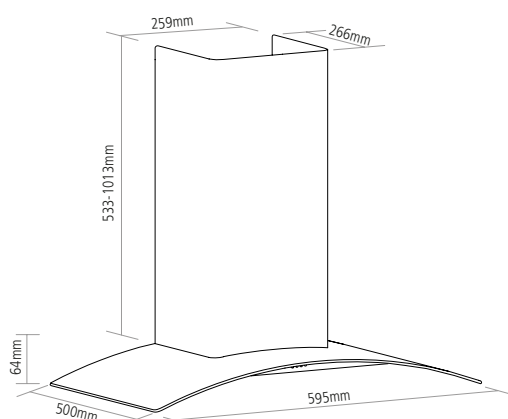




DIMENSIONS





WALL CHIMNEY HOODS

PRODUCT CODE

CGC611SS

FINISH AVAILABLE

 Stainless steel with curved clear glass [shown]

 Black with curved clear glass

DIMENSIONS

 w:595mm

PERFORMANCE

e Energy class C
Fluid Dynamic Efficiency D
Light Efficiency A
Grease Absorption C
Annual Consumption
52kWh/yr
Max. extraction 456m³/h
Max. noise level 56dB[A]

FEATURES

- Push button controls
- 3 Speeds
- 2 x 2W high intensity LED lights
- Aluminium grease filters
- Required ducting size 150mm
- Supplied with 2m length of semi-rigid ducting
- Recirculation kit available

OPTIONAL EXTRAS

- Recirculation kit [CAP75CF]
- Visit caple.co.uk for full range

Features

SPLASHBACK

This unique splashback has been designed to fit perfectly with the curved canopy of the Caple CGC hoods and is available in black, pewter or stainless steel.

