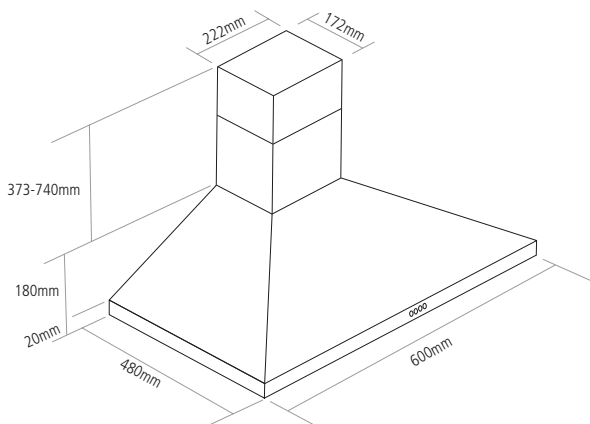




DIMENSIONS



WALL CHIMNEY HOOD

PRODUCT CODE

CCH6015S

DIMENSIONS

↔ w:600mm

PERFORMANCE

e Energy class C
Fluid Dynamic Efficiency E
Light Efficiency A
Grease Absorption C
Annual Consumption
36kWh/yr
Max. extraction 305m³/h
Max. noise level 62dB[A]



FEATURES

- Push button controls
- 3 Speeds
- 1 x 2W LED light
- Aluminium grease filters
- Required ducting size 150mm
- Supplied with 2m length of semi-rigid ducting
- Recirculation kit available

OPTIONAL EXTRAS

- Recirculation kit [CAP60CF]
- Visit caple.co.uk for full range

FINISH AVAILABLE

-  Stainless steel [shown]
-  Black

Features

FUNCTION & POWER

Simple in design, efficient in performance with a choice of two finishes to suit your kitchen.

